

# EPSON

## TM-H5000IIP(011)

Page 1

REF	PART NO	REMARKS	QTY	DESCRIPTION
101	B010303211	M3X5	1	C.B.SCREW
102	B018102011	M3X12	8	C.T.-2.P. SCREW
103	B040302311	M3X4	4	CUP SCREW
104	B300104211	M3X6	10	C.P.S. SCREW
105	B302404211	M3X6	9	C.P.S.(O) SCREW
106	B310206811	M4X25	6	C.B.B. SCREW
108	1017085	4.2X1X12	3	PLAIN WASHER
109	1017620		3	SPACER, VIBRATION ASS'Y
110	1022081		1	COVER, ROM, AA
111	1023411		2	SEAL, CAUTION
112	1024889		2	SPACER HEXAGON
113	1027629		1	PLATE, CONNECTOR, BA
114	1026525		2	RUBBER FOOT
115	1038944		1	CASE, LOWER, BA
116	1038938		1	CASE, UPPER, BA
117	1038937		1	COVER, FRONT, BA
118	1034032		1	DOCUMENT TABLE, AA
119	1029470		1	FRAME, CIRCUIT BOARD ASS'Y
120	1029471		1	PLATE, CIRCUIT BOARD
121	1038939		1	CASE, REAR, BA
122	1038940		1	CASE, THERMAL, MIDDLE, BA
123	1038539		1	CASE, THERMAL, UPPER, BA
124	1038537		1	COVER, THERMAL, BA
125	1038540		1	COVER, CUTTER, BA
126	1038941		1	COVER, DM, BA
127	1029478		1	GND PLATE, AA
128	1038942		1	SWITCH PANEL, CA
129	1038943		1	SWITCH PANEL, DA
130	1038983		1	COVER, POWER SWITCH, BA
131	1031609		1	PLATE, TABLE
134	1032609		1	LABEL, OPERATION, AA
135	B018101711	M3X8	3	C.T.P.SCREW
136	1032436		1	DOCUMENT TABLE, BA
201	2026797		1	MAIN CIRCUIT BOARD UNIT, AB
CN1	X600570300	3P	1	CONNECTOR TCS7960-532010
CN2	2019931	6, 1.6MM	1	CONNECTOR, 285D-7660J-100
CN3	2014389	8, 1.02MM	1	CONNECTOR
CN4	2019963	30, 1.27MM	1	CONNECTOR, TX25-30P-LT-H1
CN5	X600720201	2P	1	CONNECTOR
CN501	2011810	20,	1	CONNECTOR
CN502	2021899	16, 2MM	1	CONNECTOR
CN6	2026494		1	CONNECTOR
CN7	2022354	3, 5MM	1	CONNECTOR
CN8, CN9	2021903	22, 1.25MM	2	CONNECTOR
D3	2019939	40V, 1.7MA	1	SHOT KEY BARRIER DIODE
F1	2018738	125V, 3A	1	FUSE
F2	2017325	125V, 2A	1	FUSE, 154002T
L1	2019932	95UH	1	COMMON CHOKE COIL
L3	2014206	220UH	1	COIL
L4	2021908	100UH	1	COMMON CHOKE COIL
QM1-QM4	2004446	60V, 4A, 1.8W, NPN,	4	TRANSISTOR ARRAY, 4AC17
Q17	2016235	-60V, -20A, 35W	1	P-CH FET
Q22	2021907	60V, 5A, 1.8W,	1	NPN TRANSISTOR
Q31	2004152	-7A 1.65W -60V	1	TRANSISTOR
Q5	2015765	-100V, -16A, 60W	1	P-CH FET
R35	2020119	0.51 OHM 1/2W	1	CHIP RESISTOR
TH1	2012326	1, 60V, 0.5A	1	SWITCH
U1	2015476		16	RS-232 DRIVER/RECEIVER IC, ADM202JRN

# EPSON

## TM-H5000IIP(011)

Page 2

REF	PART NO	REMARKS	QTY	DESCRIPTION	
U11, U16	2005274		2	HIC SMA7029M	
U12, U13	X422350069		2	TTL-IC SN74LS06NS-TPL	
U15	2012489		8	1	COMPARATOR
U17	X462505308	TRIPLE 2-CH ANALOG MPLE	1	C-MOS IC	
U18	2010103	SOP, 8	1	OP AMP	
U2	2003700	8 PIN	1	RESET IC	
U20, U23	2013708		8	2	CMOS IC
U21	X462707409	D TYPE F.F.	1	C-MOS IC	
U22	2022356		1	VOLTAGE REGULATOR IC	
U3	X461503209	2-INPUT OR GATE	1	C-MOS IC	
U4	2023322	100,	1	MICRO CONTROLLER, TMP95C061BF	
U5	2021896		1	GATE ARRAY, E05M22NB	
U501	X461600808	DUAL 2-INPUT AND GATE F	1	LOGIC MOS	
U502	2003595	30V, 3A, 1.25W, NPN+P	1	TRANSISTOR ARRAY, TA8428K	
U703	2018007		1	HIC	
U704	2010103	SOP, 8	1	OP AMP	
U705	2026784		1	VOLTAGE REGULATOR IC	
U8	2014222	DIP, 3	1	VOLTAGE REGULATOR IC	
U9	2014216	SOP, 4	1	SWITCHING REGULATOR IC	
X1	2002628		1	CERAMIC RESONATOR	
X2	2019967	24.57MHZ,	1	CERAMIC OSCILLATOR	
202	2014473		1	POWER CABLE ASS'Y, B	
203	2025434		1	PARALLEL I/F CIRCUIT BOARD ASS'Y, B	
204	2021886		1	SWITCH CIRCUIT BOARD ASS'Y, A	
205	2021891		1	INTERMIT CIRCUIT BOARD ASS'Y, A	
206	2021892		1	INTERMIT CABLE ASS'Y, A	
207	2021893		1	INTERMIT CABLE ASS'Y, B	
208	2021894		1	SWITCH CABLE ASS'Y	
209	2022014		2	FFC, A	
210	2022015		1	FFC, B	
500	1039238		1	MECHANISM ASS'Y, CC	
501	1029350		1	GEAR, DECELERATION	
502	1004399	TYPE-E(2.5)	1	RETAINING RING	
503	1038467		1	COVER, FRAME ASS'Y	
504	1029788		1	COVER, ROLL PAPER	
505	1029375		2	SPRING, FIXED BLADE HOLDER	
506	1029366		1	FIXED BLADE	
507	1029356		1	SPRING, SHUTTER	
508	B300204111	M3X5	4	C.B.S. SCREW	
509	1031131		1	PLATEN ASS'Y	
510	1005775		1	SHAFT HOLDER, PLATEN	
512	1029349		1	SHAFT, COVER	
513	B150300411	TYPE-E(2)	2	RETAINING RING	
514	1029357		1	LEVER, COVER OPEN	
515	1004399	TYPE-E(2.5)	2	RETAINING RING	
516	2026758		1	MOTOR, PAPER FEED, RECEIPT	
517	B300204111	M3X5	2	C.B.S. SCREW	
518	1029385		1	PAPER DETECTOR ASS'Y	
519	1038911		1	PAPER GUIDE ASS'Y	
520	B300204111	M3X5	1	C.B.S. SCREW	
521	1029793		1	BUTTON, OPEN	
522	1029794		1	SPRING, BUTTON	
523	1038936		1	PRINT HEAD UNIT	
524	1029360		1	PLATE, SPRING PRESS	
525	1029359		2	SPRING, PRESS HEAD	
526	2021868		1	FFC	
527	2014343		1	DETECTOR CIRCUIT BOARD ASS'Y, A	
528	B300204111	M3X5	1	C.B.S. SCREW	

# EPSON

## TM-H5000IIP(011)

Page 3

REF	PART NO	REMARKS	QTY	DESCRIPTION
529	2021873		1	LEAD WIRE, COVER OPEN DETECTOR
530	1029377		1	HOLDER, N.E. DETECTOR
531	1029378		1	LEVER, N.E. DETECTOR
532	2014923		1	MICRO-SWITCH
533	1017753	2X8	1	C.B.B-TITE SCREW
534	1033669		1	SCREW, DETECTOR ADJUSTMENT
535	B070100311	M3	1	HEXAGON NUT
536	2021872		1	LEAD WIRE, N.E. DETECTOR
537	B150300314	TYPE-E(1.5)	1	RETAINING RING
538	1033912		1	FRAME, PAPER CUTTER ASS'Y
539	1033915		1	MOTOR, PAPER CUTTER SUB ASS'Y
540	2021866		1	MICRO-SWITCH
541	1030332		1	SCREW, SWITCH
542	2021871		1	LEAD WIRE, PAPER CUTTER
543	F201508030		4	SHIELD TUBE
544	F201509010		1	GUARD TUBE
545	1034028		1	MANUAL CUTTER
546	1006769	2X2.5, F/ZN	3	C.B. SCREW
547	1038964		1	LABEL, HANDLING EA
548	1029824		1	LABEL, HANDLING, BB
549	B300204111	M3X5	3	C.B.S. SCREW
550	2021888		1	SWITCH CIRCUIT BOARD ASS'Y, B
551	B300204111	M3X5	2	C.B.S. SCREW
553	1030695		1	PLATE, SHIELD
555	1031132		1	COVER, PAPER CUTTER ASS'Y
556	1033688		1	REINFORCE PLATE, FRAME, 1
557	B300204111	M3X5	4	C.B.S. SCREW
600	1033876		1	MECHANISM ASS'Y, AD
601	1029669		1	SOLENOID, PLATEN OPEN AND SHUT
602	1029615		1	MOUNT PLATE, SOLENOID
603	B300304111	M3X5	2	C.C.S. SCREW
604	1029624		1	SLIDER, PLATEN OPEN AND SHUT
605	1029644		1	SHAFT, PLATEN OPEN AND SHUT
606	B150300611	TYPE-E(3)	2	RETAINING RING
607	1029724	3X12, S/NA	1	SPRING PIN
608	1029572		1	FRAME, PLATEN SUB ASS'Y
609	1033754		1	PLATEN SUB ASS'Y
610	1033756		1	ROLLER, PAPER FEED SUB ASS'Y
611	1029575		1	T.O.F. DETECTOR SUB ASS'Y
612	1029657		2	SPRING, PLATEN
613	1029611		1	PLATE, PLATEN EARTH
614	B080500111	M3	2	NYLON NUT
615	1003978	M3X20	2	C.B.SCREW
616	1024687		1	SHAFT HOLDER, SLIP PF ROLLER
617	B150300611	TYPE-E(3)	1	RETAINING RING
618	B100150712	2X0.4X6	1	PLAIN WASHER (2-0.4-6)
619	1017753	2X8	1	C.B.B-TITE SCREW
620	1029577		1	B.O.F. DETECTOR SUB ASS'Y
621	1029620		1	HOLDER, B.O.F. DETECTOR
622	1029613		1	MOUNTING STAND, B.O.F.
623	B300204211	M3X6	1	C.B.S. SCREW
625	1029616		1	FORM STOPPER
626	1029647		1	SHAFT, FORM STOPPER
627	1029661		1	SPRING, FORM STOPPER
628	1029625		1	SLIDER, HOLD
629	1029658		1	SPRING, SLIDER
630	1029659		1	SPRING, PLATEN FRAME, R
631	1029660		1	SPRING, PLATEN FRAME, L
632	1030174		1	SPRING, PLATEN EARTH

# EPSON

## TM-H5000IIP(011)

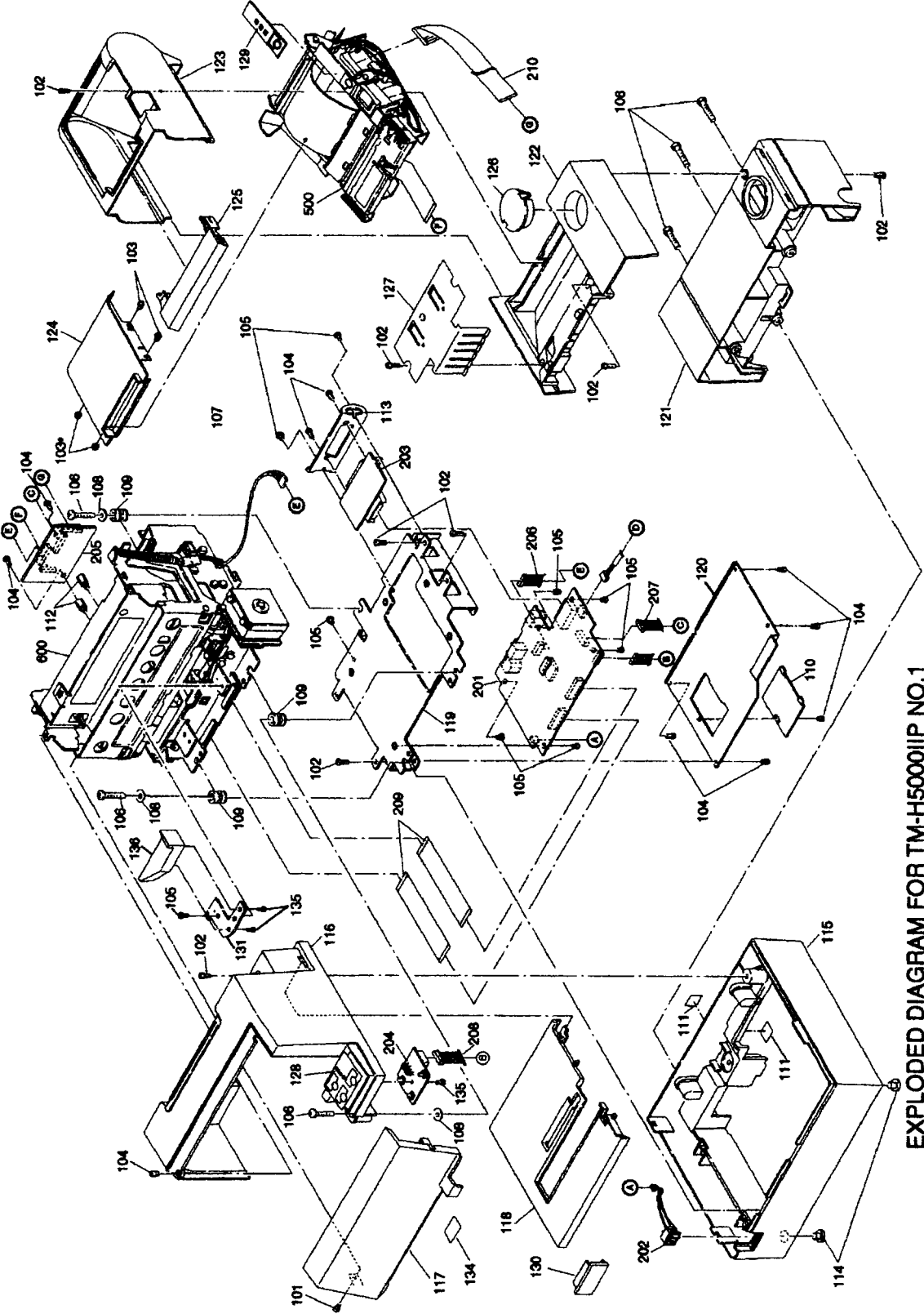
Page 4

REF	PART NO	REMARKS	QTY	DESCRIPTION
633	1029723	6X0.8X11.5	2	PLAIN WASHER
634	B150300411	TYPE-E(2)	1	RETAINING RING
636	B300300311	M3X4	1	C.C.S. SCREW
637	B300304111	M3X5	4	C.C.S. SCREW
638	B300304411	M3X10	1	C.C.S. SCREW
639	1029605		1	FRAME, FRONT
640	1029764		1	SPRING, FIXING TABLE
641	B300300311	M3X4	1	C.C.S. SCREW
642	1029579		1	BOARD, MAIN CIRCUIT SUB ASS'Y
643	1029679		1	GEAR, DECELERATION
644	1029681		1	GEAR, MIDDLE
645	B300304111	M3X5	3	C.C.S. SCREW
646	2021959		1	MOTOR, PAPER FEED
647	B300204411	M3X10	1	C.B.S. SCREW
648	B300200111	M3X4	1	C.B.S. SCREW
653	1017837		1	LEVER, RIBBON FEED PLANET, ASS'Y
654	1029584		1	DETECTOR, CARRIAGE SUB ASS'Y
655	1029585		1	DETECTOR, H.P. SUB ASS'Y
656	1029586		1	BOARD, HEAD INTERMIT ASS'Y
657	1029588		1	PULLEY STAND, CR TRANSMISSION SUB A
658	1029619		1	PULLEY, CARRIAGE TRANSMISSION
659	1014409		1	CAP, BELT DRIVE
660	B150300411	TYPE-E(2)	1	RETAINING RING
661	1029589		1	CARRIAGE, HEAD ASS'Y
662	F150353010		1	RIBBON FEED TRANSMISSION GEAR
663	F150353020		1	RIBBON FEED GEAR
664	F352709020		1	PLANETARY GEAR
665	1014409		1	CAP, BELT DRIVE
666	1017360		1	GEAR, CARRIAGE DETECTOR
667	1029924		1	SPRING, CARRIAGE
668	1017350		2	OIL RING
669	1029671		1	BELT, CARRIAGE FEED
670	1029900		1	PRINT HEAD UNIT, EA
671	1029617		1	GUIDE, NOSE
672	2021958		1	MOTOR, CARRIAGE
673	1029676		1	PULLEY, CARRIAGE FEED
674	1029639		1	SHAFT, CARRIAGE GUIDE
675	1029685		1	GEAR, TRANSMISSION
676	1029693		1	LOCKING WIRE SADDLE
677	B300304111	M3X5	1	C.C.S. SCREW
678	1019731	3X12	2	C.P.P-TITE SCREW
679	B302304211	M3X6	4	C.P.S.(P) SCREW
680	1003034	2X5	1	C.B.SCREW
681	B150300411	TYPE-E(2)	3	RETAINING RING
682	F150019011		1	PAPER PATH SPACER
683	B150300711	TYPE-E(4)	2	RETAINING RING
684	1029606		1	FRAME, REINFORCE
685	1029784		2	PLATE, REINFORCE
686	B300304311	M3X8	1	C.C.S. SCREW
687	1029592		1	DETECTOR, COVER OPEN SUB ASS'Y
688	1029620		1	HOLDER, B.O.F. DETECTOR
689	1029590		1	COVER, CARRIAGE ASS'Y
690	1029621		1	PAPER GUIDE, A
691	B300200111	M3X4	1	C.B.S. SCREW
692	B312104311	M3X8	1	C.P.B.(P). SCREW
693	B300304111	M3X5	8	C.C.S. SCREW
694	B300304311	M3X8	2	C.C.S. SCREW
695	B300304411	M3X10	2	C.C.S. SCREW





# EPSON TM-H5000IIP(011)

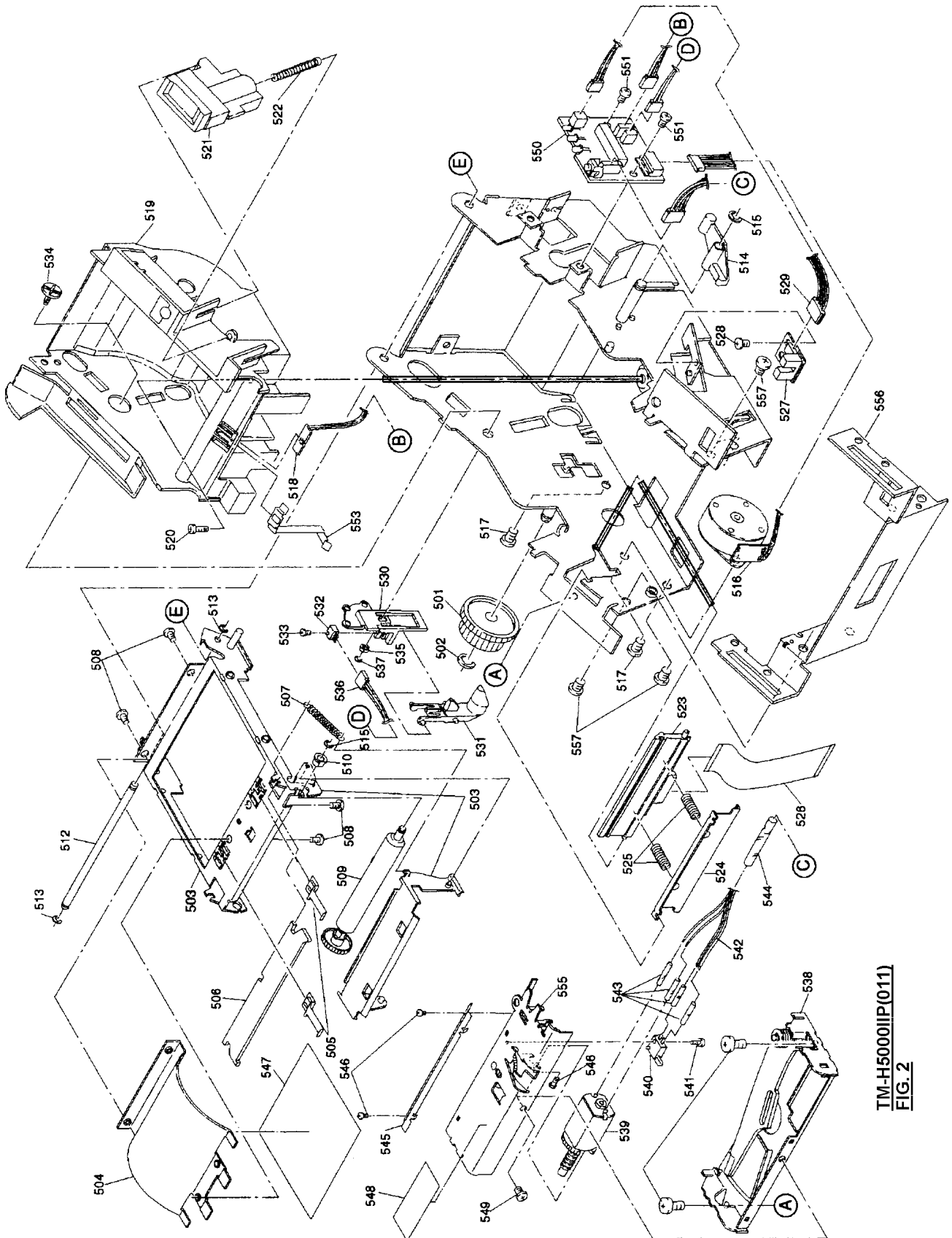


EXPLODED DIAGRAM FOR TM-H5000IIP NO.1

# EPSON

## TM-H5000IP(011)

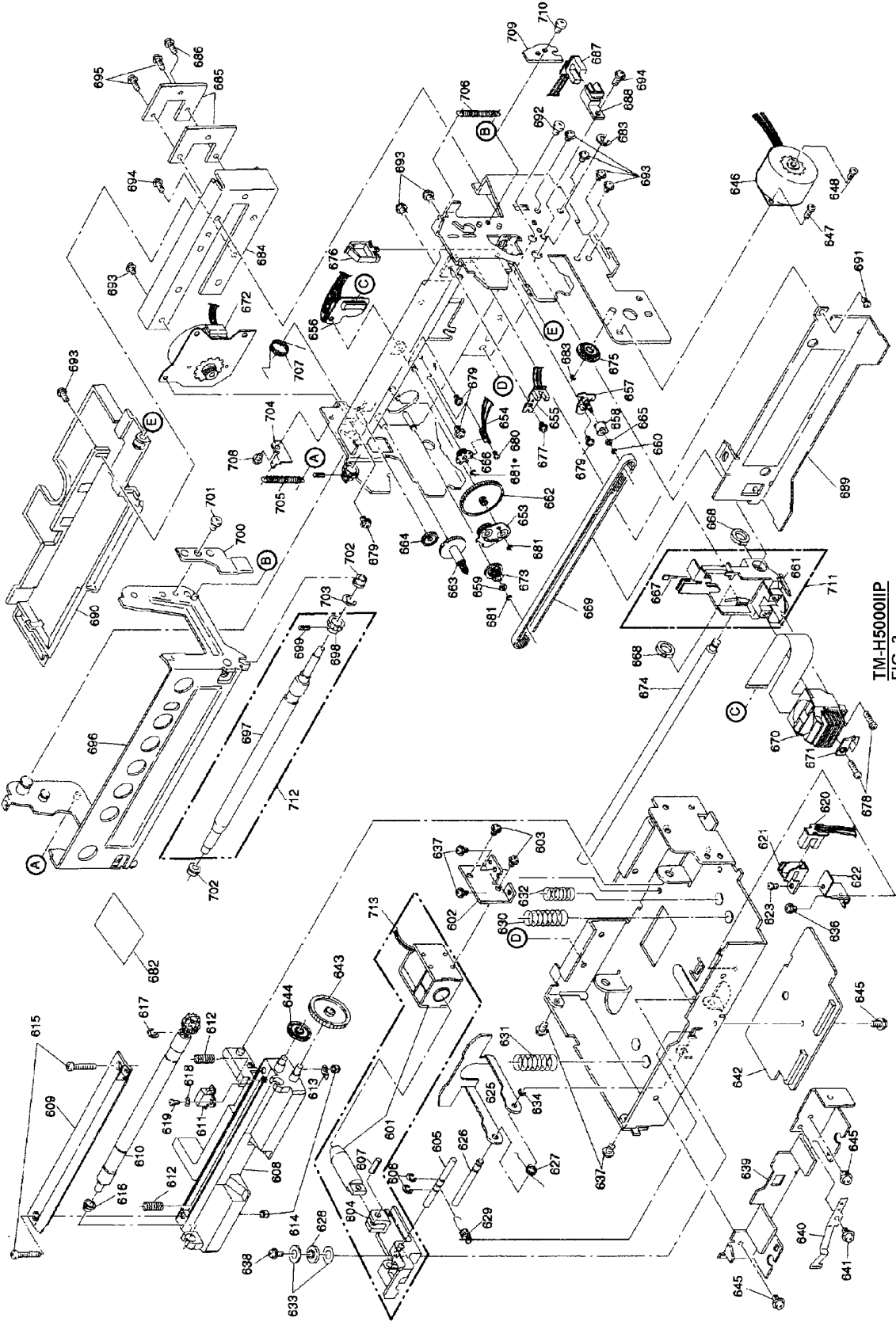
Page 8



TM-H5000IP(011)  
FIG. 2



# EPSON TM-H5000IIP(011)

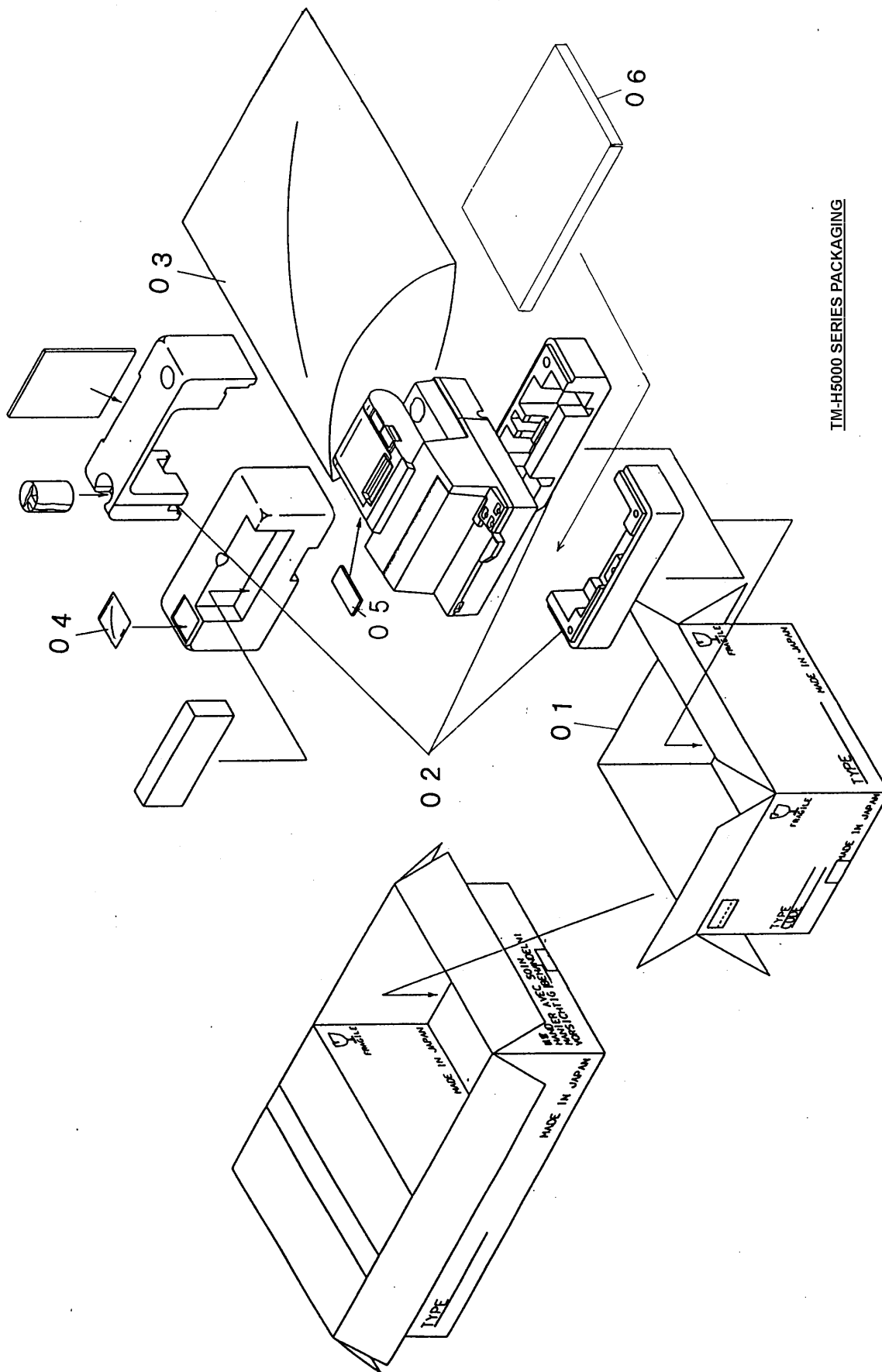


TM-H5000IIP  
FIG. 3

# EPSON

## TM-H5000IIP(011)

Page 10



TM-H5000 SERIES PACKAGING